

# BR Series

## Loudspeaker



BR15



BR15M



BR12



BR12M



BR10

---

Cost-effective descendants of the legendary Concert Club Series speakers for a wide range of applications

---

- Proven audio quality and reliability of Yamaha's acclaimed Concert Club series.
- A variety of cabinets for applications ranging from solo street entertainers to bands in concert halls
- An optimally-tuned bass-reflex system delivers excellent low-frequency response while a horn with titanium-dome compression driver provides broad 90°/40° high-frequency coverage.
- Dual phone jacks for input and parallel connection
- Durable carpeted enclosure with steel corner protectors and heavy duty metal handles
- All models are equipped with a pole socket for use with speaker stands.

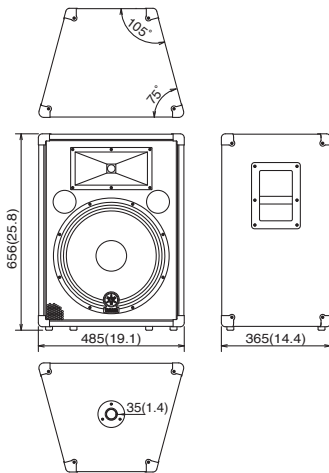
## GENERAL SPECIFICATIONS

Model	BR15, BR15M	BR12, BR12M	BR10
Type	2-way bass reflex		
Frequency range (-10dB)	60Hz-20kHz	65Hz-20kHz	65Hz-20kHz
Dispersion (Horizontal x Vertical)	BR10, BR12, BR15 : 90° x 40° BR12M, BR15M : 40° x 90°		
Nominal impedance	8Ω		
Power rating	NOISE	200W	150W
	PGM	400W	300W
	MAX	800W	250W
Sensitivity (1W,1m)	98dB SPL	600W	500W
Component	LF	15" cone	12" cone
	HF	CD horn + 1" voice coil compression driver, Titanium	
Input Terminal	Phone x 2		
Dimensions (W x H x D)	BR15: 485 x 656 x 365mm (19.1" x 25.8" x 14.4") BR15M: 652 x 487 x 365mm (25.7" x 19.2" x 14.4")	BR12: 403 x 569 x 335mm (15.9" x 22.4" x 13.2") BR12M: 569 x 407 x 334mm (22.4" x 16.0" x 13.1")	394 x 537 x 326mm (15.5" x 21.1" x 12.8")
Weight	BR15: 21.3kg (47.0lbs) BR15M: 20.9kg (46.1lbs)	BR12: 16kg (35.3lbs) BR12M: 15.6kg (34.4lbs)	14.4kg (31.7lbs)

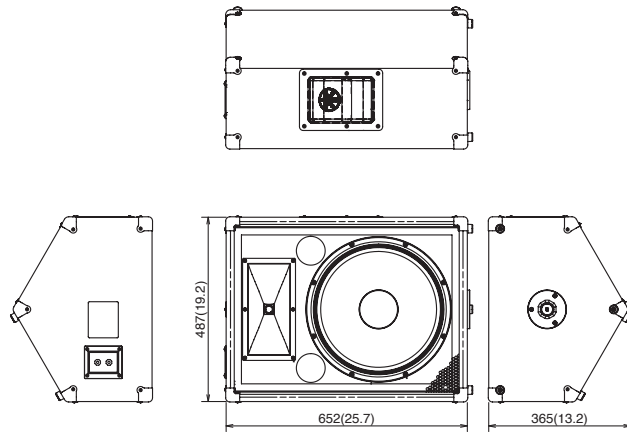
## DIMENSIONS

unit : mm (inch)

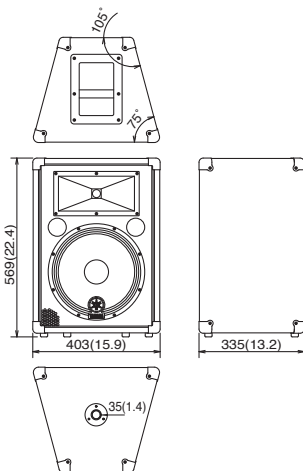
BR15



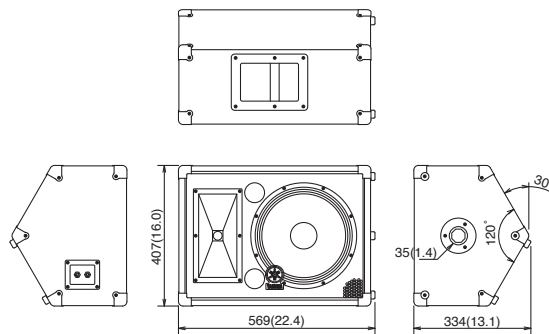
BR15M



BR12



BR12M



BR10

